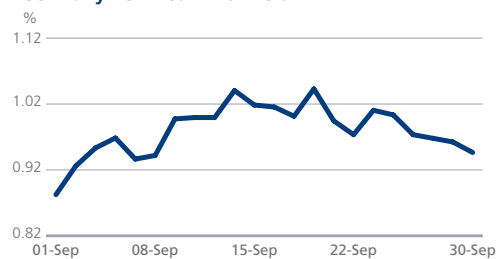


Tradeweb Government Bond Report - September 2014

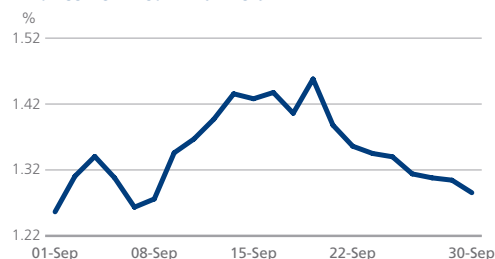
EUROPE

Ten-Year Benchmark Government Bond Data									
	Month-end yield (%)	Change on previous month (bps)	Spread vs German Bund (bps)	Yield low - current month (%)	Yield high - current month (%)	36-month yield low (%)	36-month yield low date	36-month yield high (%)	36-month yield high date
Austria	1.15	2.50	20.15	1.13	1.30	1.11	28/08/14	3.82	25/11/11
Belgium	1.22	-0.70	27.00	1.22	1.42	1.21	28/08/14	5.82	25/11/11
Denmark	1.20	1.85	25.80	1.17	1.34	0.94	20/07/12	2.41	28/10/11
Finland	1.05	1.05	10.75	1.04	1.21	1.03	28/08/14	2.98	25/11/11
France	1.29	3.45	33.90	1.26	1.46	1.24	28/08/14	3.71	24/11/11
Germany	0.95	6.10		0.88	1.04	0.88	01/09/14	2.28	29/11/11
Greece	6.59	79.25	563.85	5.51	6.59	5.51	05/09/14	37.46	07/03/12
Ireland	1.65	-12.65	69.95	1.61	1.89	1.61	08/09/14	9.51	25/11/11
Italy	2.36	-8.75	140.85	2.26	2.47	2.26	05/09/14	7.25	25/11/11
Netherlands	1.09	3.75	14.05	1.06	1.24	1.04	28/08/14	2.74	25/11/11
Portugal	3.15	-4.80	220.05	3.06	3.23	3.02	27/08/14	16.38	30/01/12
Spain	2.15	-7.55	120.75	2.05	2.35	2.05	05/09/14	7.56	24/07/12
Sweden	1.49	9.95	53.85	1.39	1.61	1.12	05/06/12	2.73	05/09/13
UK	2.43	5.85	148.05	2.39	2.59	1.44	02/08/12	3.07	27/12/13

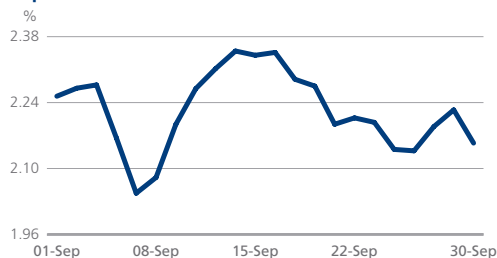
Germany Ten-Year Mid Yield



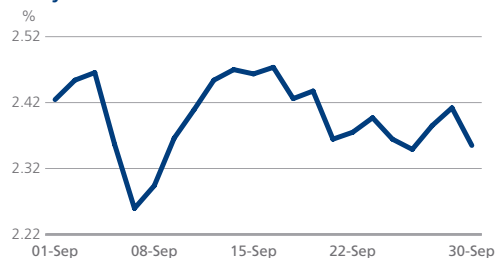
France Ten-Year Mid Yield



Spain Ten-Year Mid Yield



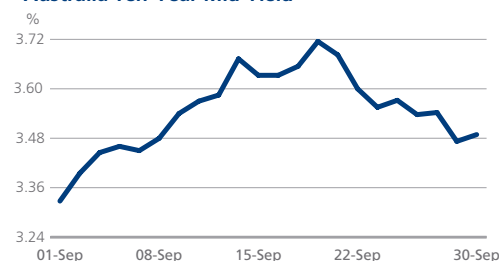
Italy Ten-Year Mid Yield



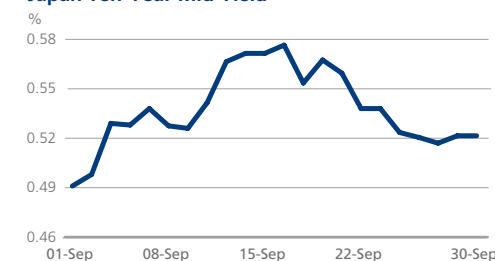
ASIA PACIFIC

Ten-Year Benchmark Government Bond Data									
	Month-end yield (%)	Change on previous month (bps)	Spread vs German Bund (bps)	Yield low - current month (%)	Yield high - current month (%)	36-month yield low (%)	36-month yield low date	36-month yield high (%)	36-month yield high date
Australia	3.49	19.39	254.24	3.33	3.71	2.72	23/07/12	4.56	28/10/11
Japan	0.52	3.05	-42.50	0.49	0.58	0.45	04/04/13	1.07	30/11/11

Australia Ten-Year Mid Yield



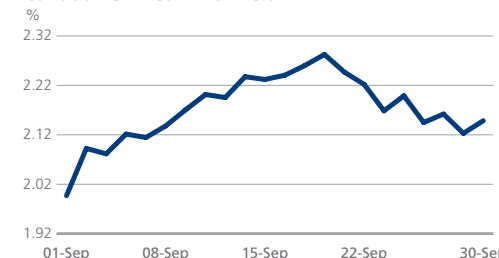
Japan Ten-Year Mid Yield



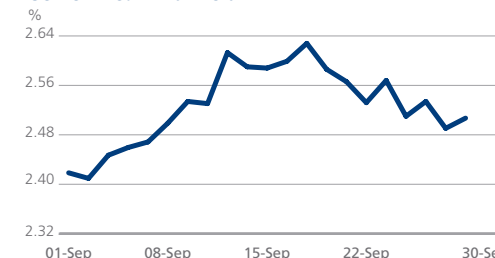
AMERICAS

Ten-Year Benchmark Government Bond Data									
	Month-end yield (%)	Change on previous month (bps)	Spread vs German Bund (bps)	Yield low - current month (%)	Yield high - current month (%)	36-month yield low (%)	36-month yield low date	36-month yield high (%)	36-month yield high date
Canada	2.15	15.15	120.20	2.00	2.28	1.57	24/07/12	2.81	10/09/13
United States	2.51	16.30	156.05	2.34	2.63	1.40	24/07/12	3.01	01/01/14

Canada Ten-Year Mid Yield



US Ten-Year Mid Yield



ABOUT DATA SHEET

DataSheet is a monthly report that aggregates ten-year benchmark government bond data. All yields cited are mid-yields. Source: Tradeweb, 1 October 2014

FIND OUT MORE

Louise Collins
louise.collins@tradeweb.com
+44 (0)20 7776.0943

Angeliki Kallipoliti
angeliki.kallipoliti@tradeweb.com
+44 (0)20 7776.0958