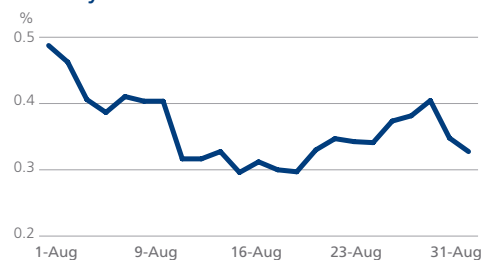


Tradeweb Government Bond Report - August 2018

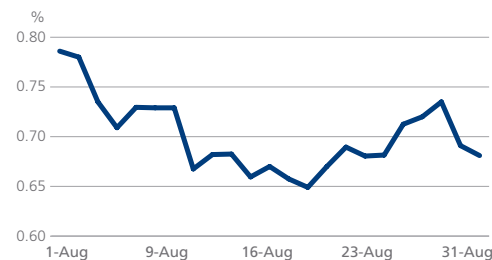
EUROPE

	Ten-Year Benchmark Government Bond Data								
	Month-end yield (%)	Change on previous month (bps)	Spread vs German Bund (bps)	Yield low - current month (%)	Yield high - current month (%)	36-month yield low (%)	36-month yield low date	36-month yield high (%)	36-month yield high date
Austria	0.55	-5.30	21.80	0.51	0.65	0.04	30/06/16	1.10	01/09/15
Belgium	0.70	-3.75	37.10	0.67	0.80	0.09	28/09/16	1.15	01/09/15
Denmark	0.29	-10.75	-3.85	0.27	0.44	-0.06	28/09/16	1.05	16/09/15
Finland	0.45	-7.25	12.70	0.43	0.58	-0.02	27/09/16	0.98	01/09/15
France	0.68	-4.75	35.35	0.65	0.79	0.09	28/09/16	1.16	01/09/15
Germany	0.33	-11.25		0.30	0.49	-0.18	08/07/16	0.80	01/09/15
Greece	4.37	42.55	403.90	3.94	4.37	3.63	29/01/18	11.40	12/02/16
Ireland	0.85	-4.20	52.45	0.82	0.94	0.32	28/09/16	1.45	01/09/15
Italy	3.23	49.80	289.75	2.78	3.23	1.05	12/08/16	3.23	31/08/18
Netherlands	0.45	-8.05	12.05	0.41	0.58	-0.04	28/09/16	1.00	01/09/15
Portugal	1.91	18.00	158.65	1.74	1.91	1.60	02/04/18	4.22	06/02/17
Spain	1.40	7.20	107.45	1.29	1.40	0.88	30/09/16	2.14	01/09/15
Sweden	0.49	-10.55	16.35	0.46	0.63	0.04	12/08/16	4.84	02/01/17
United Kingdom	1.43	9.95	110.35	1.22	1.49	0.52	12/08/16	2.06	09/11/15

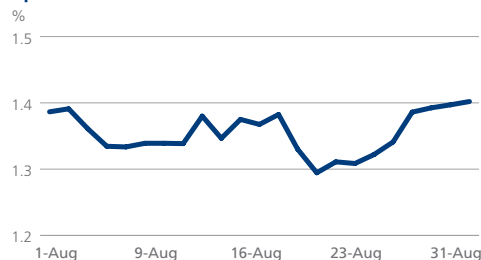
Germany Ten-Year Mid Yield



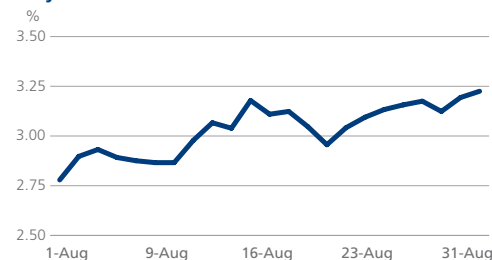
France Ten-Year Mid Yield



Spain Ten-Year Mid Yield



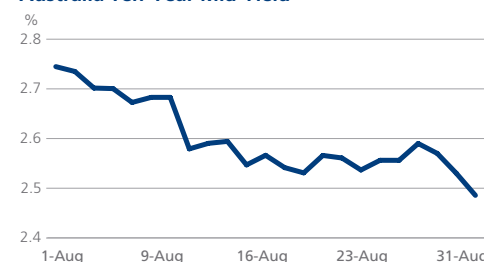
Italy Ten-Year Mid Yield



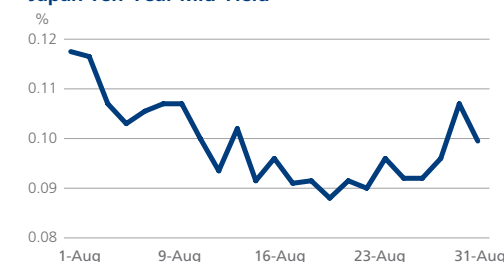
ASIA PACIFIC

	Ten-Year Benchmark Government Bond Data								
	Month-end yield (%)	Change on previous month (bps)	Spread vs German Bund (bps)	Yield low - current month (%)	Yield high - current month (%)	36-month yield low (%)	36-month yield low date	36-month yield high (%)	36-month yield high date
Australia	2.49	-19.47	215.82	2.49	2.74	1.83	30/08/16	2.97	10/03/17
Japan	0.10	4.75	-22.80	0.09	0.12	-0.30	27/07/16	0.40	03/09/15

Australia Ten-Year Mid Yield



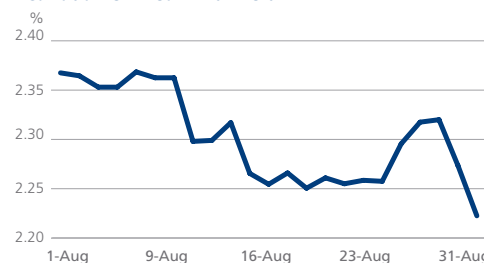
Japan Ten-Year Mid Yield



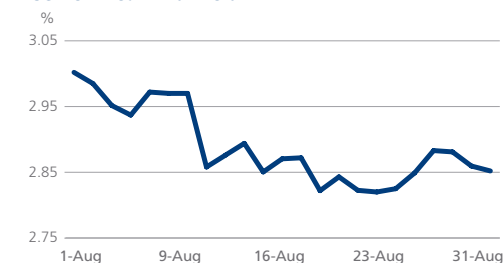
AMERICAS

	Ten-Year Benchmark Government Bond Data								
	Month-end yield (%)	Change on previous month (bps)	Spread vs German Bund (bps)	Yield low - current month (%)	Yield high - current month (%)	36-month yield low (%)	36-month yield low date	36-month yield high (%)	36-month yield high date
Canada	2.22	-8.65	189.50	2.22	2.37	0.95	29/09/16	2.52	17/05/18
United States	2.85	-11.10	252.45	2.82	3.00	1.36	08/07/16	3.11	17/05/18

Canada Ten-Year Mid Yield



US Ten-Year Mid Yield



ABOUT DATA POINTS

This monthly report aggregates ten-year benchmark government bond data. All yields cited are mid-yields. Source: Tradeweb, 1 September 2018

FIND OUT MORE

Susan Bennett

susan.bennett@tradeweb.com
+44 (0)20 3749.3316

Angeliki Kallipoliti

angeliki.kallipoliti@tradeweb.com
+44 (0)20 7776.0958