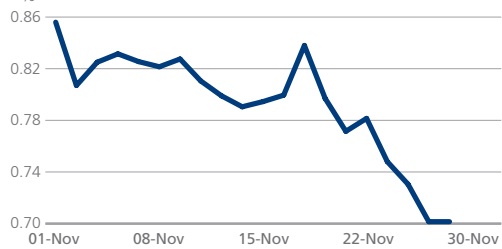


Tradeweb Government Bond Report - November 2014

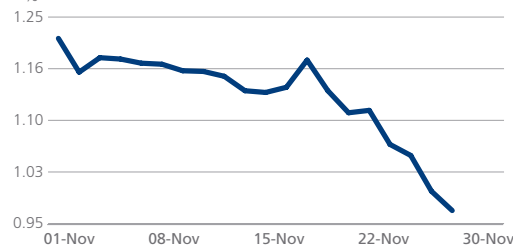
EUROPE

	Ten-Year Benchmark Government Bond Data								
	Month-end yield (%)	Change on previous month (bps)	Spread vs German Bund (bps)	Yield low - current month (%)	Yield high - current month (%)	36-month yield low (%)	36-month yield low date	36-month yield high (%)	36-month yield high date
Austria	0.84	-19.85	13.50	0.84	1.05	0.84	28/11/14	3.55	06/01/12
Belgium	0.92	-19.50	21.90	0.92	1.15	0.92	28/11/14	4.99	30/11/11
Denmark	0.93	-16.80	22.60	0.93	1.10	0.93	28/11/14	2.23	10/09/13
Finland	0.77	-18.85	7.00	0.77	0.97	0.77	28/11/14	2.85	30/11/11
France	0.97	-21.95	26.75	0.97	1.22	0.97	28/11/14	3.38	30/11/11
Germany	0.70	-14.50		0.70	0.86	0.70	28/11/14	2.24	30/11/11
Greece	8.33	37.20	763.05	7.82	8.33	5.51	05/09/14	37.46	07/03/12
Ireland	1.37	-33.20	66.70	1.37	1.77	1.37	28/11/14	9.10	30/11/11
Italy	2.04	-33.55	133.70	2.04	2.42	2.04	28/11/14	7.16	14/12/11
Netherlands	0.82	-16.75	11.50	0.82	1.00	0.82	28/11/14	2.65	30/11/11
Portugal	2.86	-35.60	215.50	2.81	3.32	2.81	27/11/14	16.38	30/01/12
Spain	1.90	-20.25	119.40	1.89	2.18	1.89	27/11/14	7.56	24/07/12
Sweden	1.02	-16.25	31.35	1.01	1.24	1.01	27/11/14	2.73	05/09/13
UK	1.93	-32.15	122.80	1.93	2.28	1.44	02/08/12	3.07	27/12/13

Germany Ten-Year Mid Yield



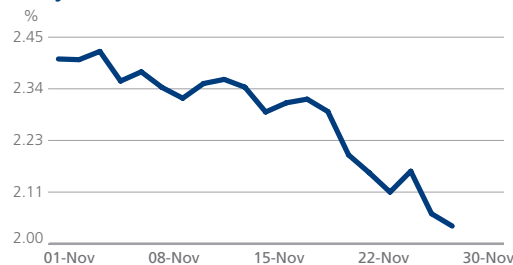
France Ten-Year Mid Yield



Spain Ten-Year Mid Yield



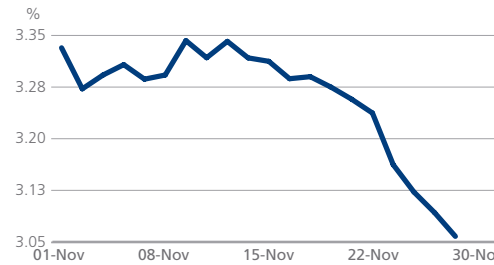
Italy Ten-Year Mid Yield



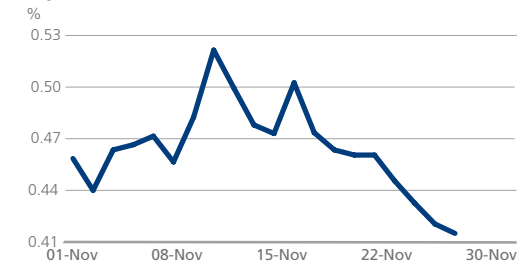
ASIA PACIFIC

	Ten-Year Benchmark Government Bond Data								
	Month-end yield (%)	Change on previous month (bps)	Spread vs German Bund (bps)	Yield low - current month (%)	Yield high - current month (%)	36-month yield low (%)	36-month yield low date	36-month yield high (%)	36-month yield high date
Australia	3.06	-27.70	235.67	3.06	3.34	2.72	23/07/12	4.32	09/01/14
Japan	0.42	-4.35	-28.65	0.42	0.52	0.42	28/11/14	1.07	30/11/11

Australia Ten-Year Mid Yield



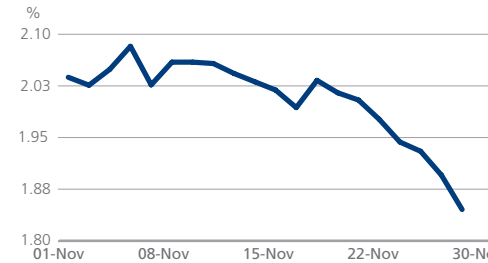
Japan Ten-Year Mid Yield



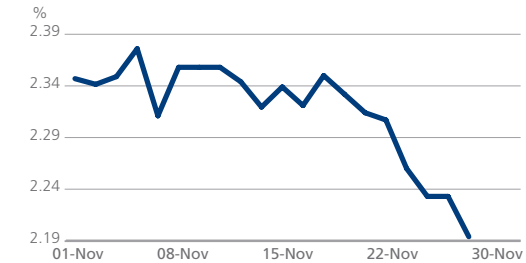
AMERICAS

	Ten-Year Benchmark Government Bond Data								
	Month-end yield (%)	Change on previous month (bps)	Spread vs German Bund (bps)	Yield low - current month (%)	Yield high - current month (%)	36-month yield low (%)	36-month yield low date	36-month yield high (%)	36-month yield high date
Canada	1.85	-19.90	114.40	1.85	2.08	1.57	24/07/12	2.81	10/09/13
United States	2.19	-13.95	149.25	2.19	2.38	1.40	24/07/12	3.01	01/01/14

Canada Ten-Year Mid Yield



US Ten-Year Mid Yield



ABOUT DATA SHEET

DataSheet is a monthly report that aggregates ten-year benchmark government bond data. All yields cited are mid-yields. Source: Tradeweb, 1 December 2014

FIND OUT MORE

Louise Collins

louise.collins@tradeweb.com
+44 (0)20 7776.0943

Angeliki Kallipoliti

angeliki.kallipoliti@tradeweb.com
+44 (0)20 7776.0958