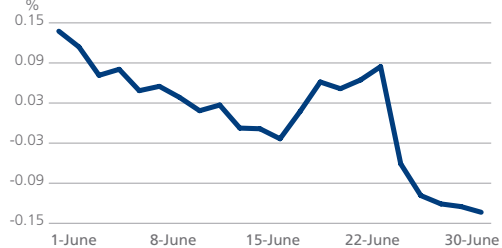


## Tradeweb Government Bond Report - June 2016

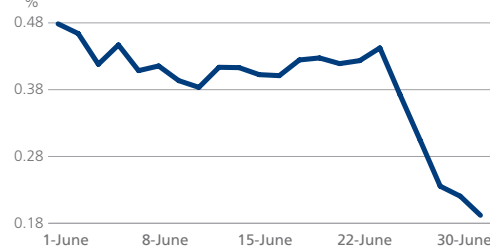
### EUROPE

	Ten-Year Benchmark Government Bond Data								
	Month-end yield (%)	Change on previous month (bps)	Spread vs German Bund (bps)	Yield low - current month (%)	Yield high - current month (%)	36-month yield low (%)	36-month yield low date	36-month yield high (%)	36-month yield high date
Austria	0.04	-28.95	17.20	0.04	0.32	0.04	30/06/16	2.47	10/09/13
Belgium	0.23	-28.95	36.35	0.23	0.51	0.23	30/06/16	2.91	10/09/13
Denmark	0.06	-32.85	19.75	0.06	0.37	0.06	12/02/15	2.23	10/09/13
Finland	0.15	-27.15	28.05	0.15	0.41	0.15	30/06/16	2.31	10/09/13
France	0.19	-29.65	32.55	0.19	0.48	0.19	30/06/16	2.63	10/09/13
Germany	-0.13	-28.40		-0.13	0.14	-0.13	30/06/16	2.04	05/09/13
Greece	8.38	107.95	851.10	7.34	8.77	5.51	05/09/14	18.74	08/07/15
Ireland	0.52	-24.75	65.10	0.52	0.93	0.52	30/06/16	4.15	30/08/13
Italy	1.25	-11.40	138.65	1.25	1.48	1.13	11/03/15	4.56	30/09/13
Netherlands	0.09	-27.40	21.95	0.09	0.35	0.09	30/06/16	2.50	26/12/13
Portugal	3.06	0.45	319.80	3.06	3.42	1.54	16/03/15	7.41	12/07/13
Spain	1.22	-26.10	135.45	1.22	1.63	1.08	11/03/15	4.80	11/07/13
Sweden	0.25	-50.25	38.35	0.25	0.74	0.23	17/04/15	2.73	05/09/13
United Kingdom	0.91	-53.60	104.05	0.91	1.38	0.91	30/06/16	3.07	27/12/13

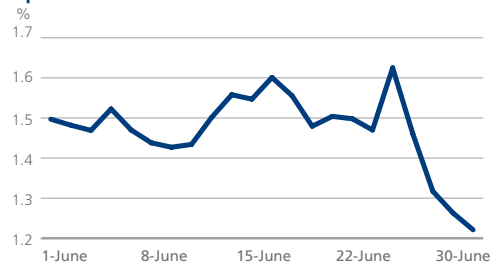
Germany Ten-Year Mid Yield



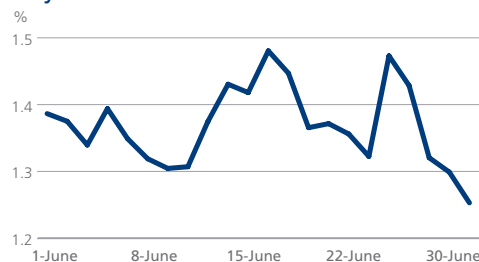
France Ten-Year Mid Yield



Spain Ten-Year Mid Yield



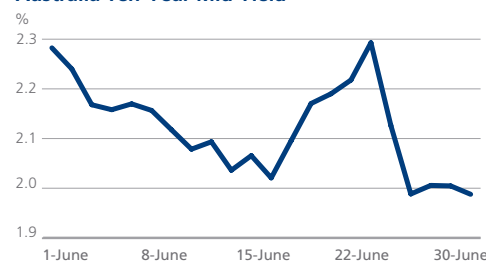
Italy Ten-Year Mid Yield



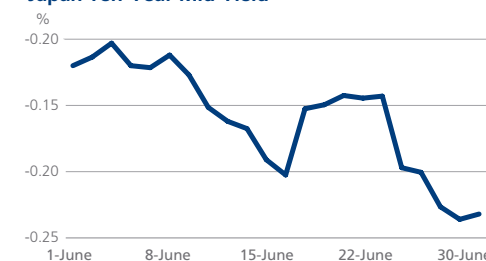
### ASIA PACIFIC

	Ten-Year Benchmark Government Bond Data								
	Month-end yield (%)	Change on previous month (bps)	Spread vs German Bund (bps)	Yield low - current month (%)	Yield high - current month (%)	36-month yield low (%)	36-month yield low date	36-month yield high (%)	36-month yield high date
Australia	1.99	-30.07	212.13	1.99	2.29	1.99	30/06/16	4.32	09/01/14
Japan	-0.23	-11.25	-9.85	-0.24	-0.10	-0.24	29/06/16	0.89	02/07/13

Australia Ten-Year Mid Yield



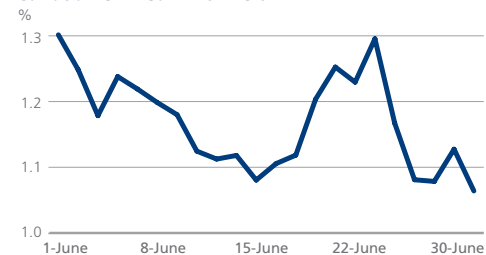
Japan Ten-Year Mid Yield



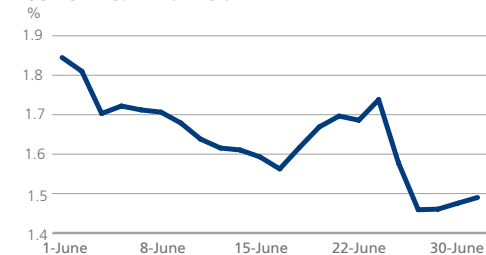
### AMERICAS

	Ten-Year Benchmark Government Bond Data								
	Month-end yield (%)	Change on previous month (bps)	Spread vs German Bund (bps)	Yield low - current month (%)	Yield high - current month (%)	36-month yield low (%)	36-month yield low date	36-month yield high (%)	36-month yield high date
Canada	1.06	-25.50	119.75	1.06	1.30	1.00	10/02/16	2.81	10/09/13
United States	1.49	-34.30	162.35	1.46	1.85	1.46	27/06/16	3.01	01/01/14

Canada Ten-Year Mid Yield



US Ten-Year Mid Yield



### ABOUT DATA SHEET

DataSheet is a monthly report that aggregates ten-year benchmark government bond data. All yields cited are mid-yields. Source: Tradeweb, 1 July 2016

### FIND OUT MORE

**Susan Bennett**

susan.bennett@tradeweb.com  
+44 (0)20 3749.3316

**Angeliki Kallipoliti**

angeliki.kallipoliti@tradeweb.com  
+44 (0)20 7776.0958