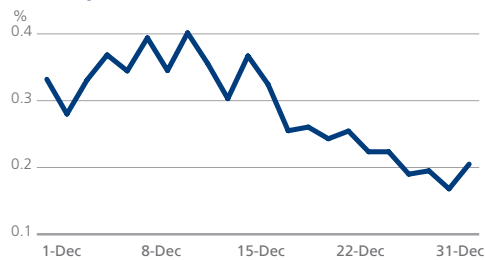


Tradeweb Government Bond Report - December 2016

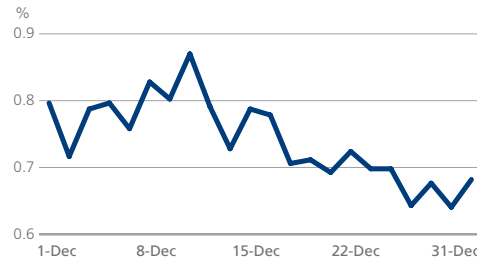
EUROPE

	Ten-Year Benchmark Government Bond Data								
	Month-end yield (%)	Change on previous month (bps)	Spread vs German Bund (bps)	Yield low - current month (%)	Yield high - current month (%)	36-month yield low (%)	36-month yield low date	36-month yield high (%)	36-month yield high date
Austria	0.41	-11.70	20.85	0.39	0.66	0.04	30/06/16	2.26	01/01/14
Belgium	0.53	-8.20	32.75	0.50	0.75	0.09	28/09/16	2.56	09/01/14
Denmark	0.31	-5.05	10.45	0.28	0.48	-0.06	28/09/16	1.98	03/01/14
Finland	0.34	-8.30	13.80	0.31	0.57	-0.02	27/09/16	2.12	02/01/14
France	0.68	-5.40	47.70	0.64	0.87	0.09	28/09/16	2.44	22/01/14
Germany	0.21	-5.80		0.17	0.40	-0.18	08/07/16	1.94	03/01/14
Greece	7.13	63.95	692.75	6.46	7.43	5.51	05/09/14	18.74	08/07/15
Ireland	0.75	-11.05	54.60	0.72	0.98	0.32	28/09/16	3.53	14/01/14
Italy	1.82	-14.90	161.50	1.78	2.04	1.05	12/08/16	4.09	01/01/14
Netherlands	0.35	-7.10	14.30	0.31	0.55	-0.04	28/09/16	2.23	01/01/14
Portugal	3.75	8.05	354.70	3.51	3.81	1.54	16/03/15	6.00	01/01/14
Spain	1.39	-14.30	118.65	1.32	1.60	0.88	30/09/16	4.13	01/01/14
Sweden	0.55	2.50	34.00	0.52	0.67	0.04	12/08/16	2.52	01/01/14
United Kingdom	1.24	-16.90	103.15	1.23	1.50	0.52	12/08/16	3.04	01/01/14

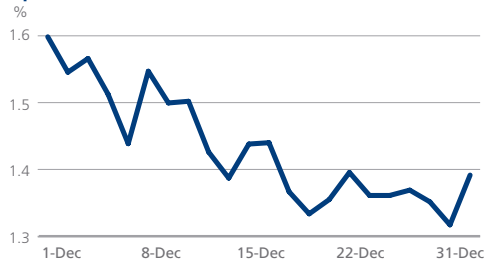
Germany Ten-Year Mid Yield



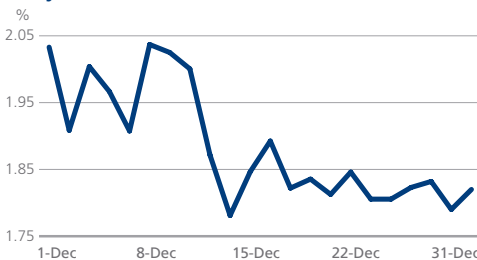
France Ten-Year Mid Yield



Spain Ten-Year Mid Yield



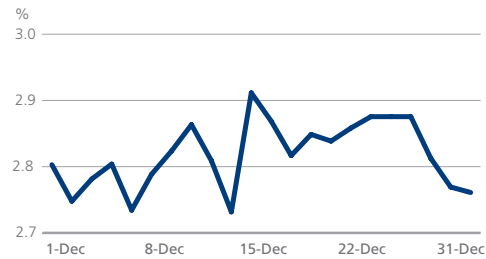
Italy Ten-Year Mid Yield



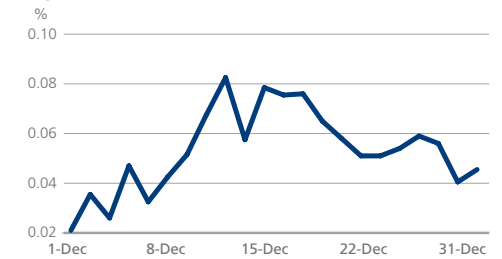
ASIA PACIFIC

	Ten-Year Benchmark Government Bond Data								
	Month-end yield (%)	Change on previous month (bps)	Spread vs German Bund (bps)	Yield low - current month (%)	Yield high - current month (%)	36-month yield low (%)	36-month yield low date	36-month yield high (%)	36-month yield high date
Australia	2.76	3.98	255.60	2.73	2.91	1.83	30/08/16	4.32	09/01/14
Japan	0.05	2.95	-15.95	0.02	0.08	-0.30	27/07/16	0.73	03/01/14

Australia Ten-Year Mid Yield



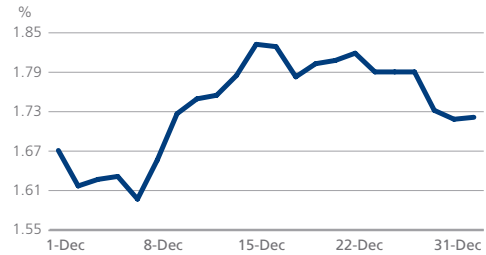
Japan Ten-Year Mid Yield



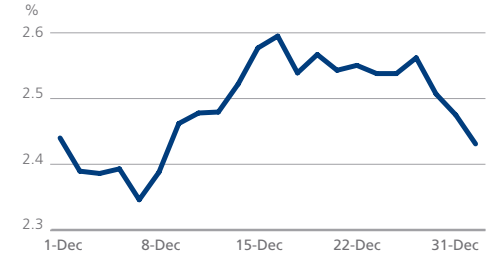
AMERICAS

	Ten-Year Benchmark Government Bond Data								
	Month-end yield (%)	Change on previous month (bps)	Spread vs German Bund (bps)	Yield low - current month (%)	Yield high - current month (%)	36-month yield low (%)	36-month yield low date	36-month yield high (%)	36-month yield high date
Canada	1.72	13.65	151.65	1.60	1.83	0.95	29/09/16	2.78	01/01/14
United States	2.43	6.50	222.60	2.35	2.60	1.36	08/07/16	3.01	01/01/14

Canada Ten-Year Mid Yield



US Ten-Year Mid Yield



ABOUT DATA POINTS

This monthly report aggregates ten-year benchmark government bond data. All yields cited are mid-yields. Source: Tradeweb, 1 January 2017

FIND OUT MORE

Susan Bennett
susan.bennett@tradeweb.com
+44 (0)20 3749.3316

Angeliki Kallipoliti
angeliki.kallipoliti@tradeweb.com
+44 (0)20 7776.0958