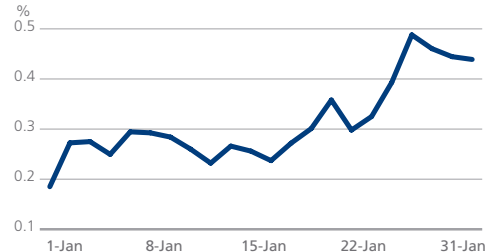


Tradeweb Government Bond Report - January 2017

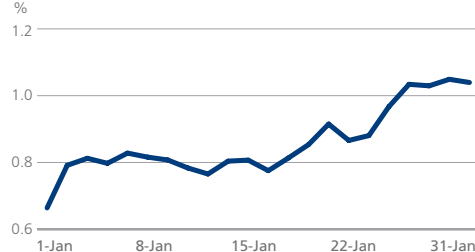
EUROPE

	Ten-Year Benchmark Government Bond Data								
	Month-end yield (%)	Change on previous month (bps)	Spread vs German Bund (bps)	Yield low - current month (%)	Yield high - current month (%)	36-month yield low (%)	36-month yield low date	36-month yield high (%)	36-month yield high date
Austria	0.68	26.80	24.25	0.40	0.70	0.04	30/06/16	2.02	12/02/14
Belgium	0.82	29.00	38.35	0.52	0.86	0.09	28/09/16	2.35	26/02/14
Denmark	0.45	14.00	1.05	0.28	0.49	-0.06	28/09/16	1.72	12/02/14
Finland	0.61	26.80	17.20	0.33	0.65	-0.02	27/09/16	1.96	06/03/14
France	1.04	35.75	60.05	0.66	1.05	0.09	28/09/16	2.31	12/02/14
Germany	0.44	23.40		0.19	0.49	-0.18	08/07/16	1.72	12/02/14
Greece	7.80	66.70	736.05	6.67	7.80	5.51	05/09/14	18.74	08/07/15
Ireland	1.16	41.30	72.50	0.77	1.18	0.32	28/09/16	3.32	04/02/14
Italy	2.28	45.65	183.75	1.73	2.31	1.05	12/08/16	3.78	04/02/14
Netherlands	0.58	22.75	13.65	0.33	0.62	-0.04	28/09/16	1.94	12/02/14
Portugal	4.19	43.40	374.70	3.68	4.20	1.54	16/03/15	5.04	04/02/14
Spain	1.61	21.50	116.75	1.33	1.61	0.88	30/09/16	3.67	04/02/14
Sweden	0.73	18.45	29.05	0.56	0.73	0.04	12/08/16	1.72	02/01/17
United Kingdom	1.41	17.40	97.15	1.24	1.51	0.52	12/08/16	2.82	12/02/14

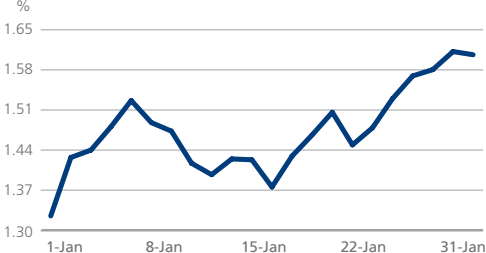
Germany Ten-Year Mid Yield



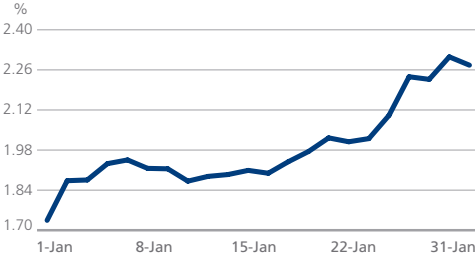
France Ten-Year Mid Yield



Spain Ten-Year Mid Yield



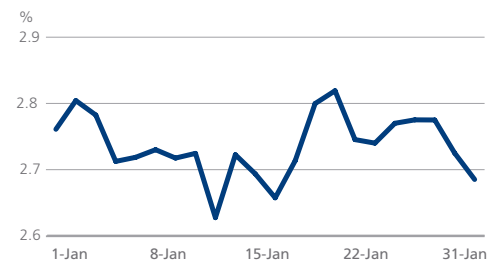
Italy Ten-Year Mid Yield



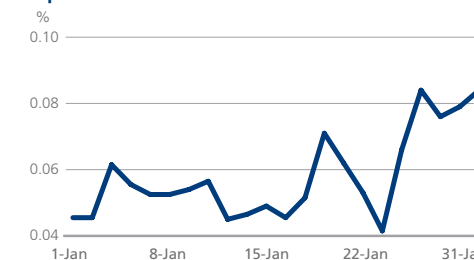
ASIA PACIFIC

	Ten-Year Benchmark Government Bond Data								
	Month-end yield (%)	Change on previous month (bps)	Spread vs German Bund (bps)	Yield low - current month (%)	Yield high - current month (%)	36-month yield low (%)	36-month yield low date	36-month yield high (%)	36-month yield high date
Australia	2.69	-7.58	224.62	2.63	2.82	1.83	30/08/16	4.24	12/02/14
Japan	0.08	3.85	-35.50	0.04	0.08	-0.30	27/07/16	0.64	04/04/14

Australia Ten-Year Mid Yield



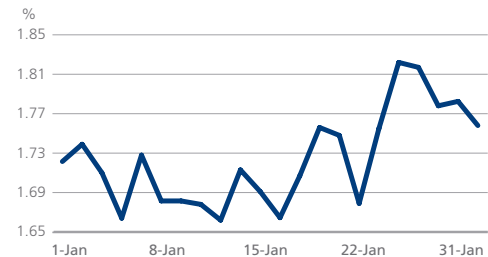
Japan Ten-Year Mid Yield



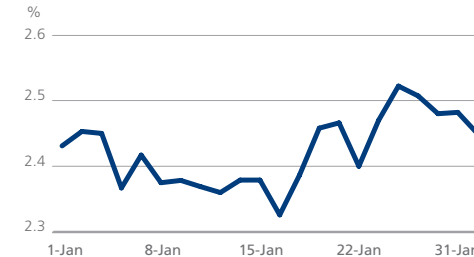
AMERICAS

	Ten-Year Benchmark Government Bond Data								
	Month-end yield (%)	Change on previous month (bps)	Spread vs German Bund (bps)	Yield low - current month (%)	Yield high - current month (%)	36-month yield low (%)	36-month yield low date	36-month yield high (%)	36-month yield high date
Canada	1.76	3.65	131.90	1.66	1.82	0.95	29/09/16	2.55	02/04/14
United States	2.45	1.85	201.05	2.33	2.52	1.36	08/07/16	2.80	02/04/14

Canada Ten-Year Mid Yield



US Ten-Year Mid Yield



ABOUT DATA POINTS

This monthly report aggregates ten-year benchmark government bond data. All yields cited are mid-yields. Source: Tradeweb, 1 February 2017

FIND OUT MORE

Susan Bennett

susan.bennett@tradeweb.com
+44 (0)20 3749.3316

Angeliki Kallipoliti

angeliki.kallipoliti@tradeweb.com
+44 (0)20 7776.0958