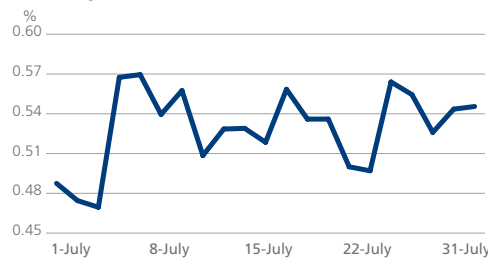


Tradeweb Government Bond Report - July 2017

EUROPE

	Ten-Year Benchmark Government Bond Data								
	Month-end yield (%)	Change on previous month (bps)	Spread vs German Bund (bps)	Yield low - current month (%)	Yield high - current month (%)	36-month yield low (%)	36-month yield low date	36-month yield high (%)	36-month yield high date
Austria	0.70	-1.25	15.55	0.65	0.80	0.04	30/06/16	1.42	05/08/14
Belgium	0.83	2.25	28.05	0.76	0.93	0.09	28/09/16	1.57	05/08/14
Denmark	0.66	-0.65	11.65	0.62	0.75	-0.06	28/09/16	1.53	31/07/14
Finland	0.53	2.95	-1.10	0.48	0.61	-0.02	27/09/16	1.30	05/08/14
France	0.81	-1.40	26.15	0.74	0.94	0.09	28/09/16	1.57	05/08/14
Germany	0.55	7.35		0.47	0.57	-0.18	08/07/16	1.17	31/07/14
Greece	5.33	-4.40	478.35	5.21	5.35	5.21	20/07/17	18.74	08/07/15
Ireland	0.83	-3.50	28.60	0.79	0.96	0.32	28/09/16	2.25	06/08/14
Italy	2.10	-5.60	155.10	2.04	2.33	1.05	12/08/16	2.85	07/08/14
Netherlands	0.66	-0.15	11.15	0.62	0.77	-0.04	28/09/16	1.36	05/08/14
Portugal	2.86	-16.00	231.05	2.86	3.15	1.54	16/03/15	4.22	06/02/17
Spain	1.49	-2.80	94.85	1.45	1.72	0.88	30/09/16	2.60	07/08/14
Sweden	0.73	7.35	18.00	0.60	0.73	0.04	12/08/16	4.84	02/01/17
United Kingdom	1.23	-2.00	68.25	1.17	1.32	0.52	12/08/16	2.62	31/07/14

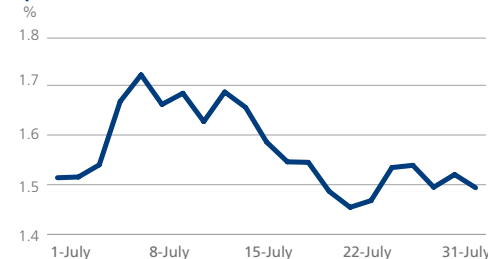
Germany Ten-Year Mid Yield



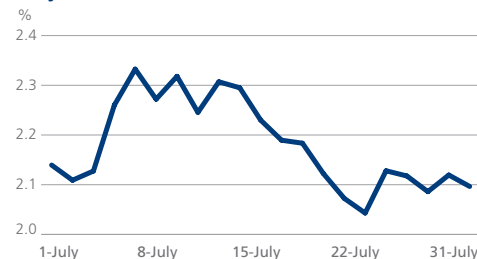
France Ten-Year Mid Yield



Spain Ten-Year Mid Yield



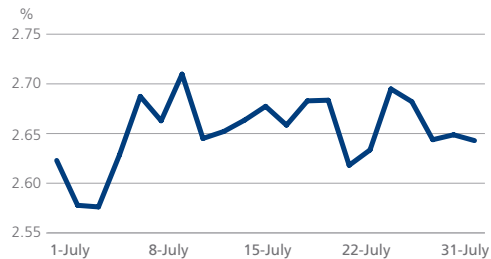
Italy Ten-Year Mid Yield



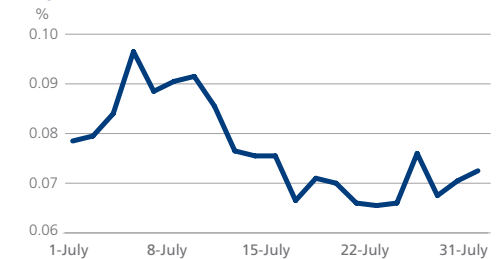
ASIA PACIFIC

	Ten-Year Benchmark Government Bond Data								
	Month-end yield (%)	Change on previous month (bps)	Spread vs German Bund (bps)	Yield low - current month (%)	Yield high - current month (%)	36-month yield low (%)	36-month yield low date	36-month yield high (%)	36-month yield high date
Australia	2.64	3.49	209.74	2.58	2.71	1.83	30/08/16	3.71	18/09/14
Japan	0.07	-0.80	-47.30	0.07	0.10	-0.30	27/07/16	0.58	16/09/14

Australia Ten-Year Mid Yield



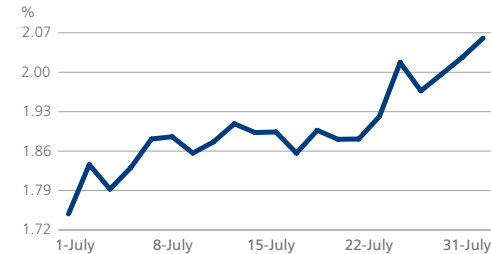
Japan Ten-Year Mid Yield



AMERICAS

	Ten-Year Benchmark Government Bond Data								
	Month-end yield (%)	Change on previous month (bps)	Spread vs German Bund (bps)	Yield low - current month (%)	Yield high - current month (%)	36-month yield low (%)	36-month yield low date	36-month yield high (%)	36-month yield high date
Canada	2.06	31.20	151.50	1.75	2.06	0.95	29/09/16	2.28	18/09/14
United States	2.29	-0.95	174.60	2.23	2.39	1.36	08/07/16	2.63	18/09/14

Canada Ten-Year Mid Yield



US Ten-Year Mid Yield



ABOUT DATA POINTS

This monthly report aggregates ten-year benchmark government bond data. All yields cited are mid-yields. Source: Tradeweb, 1 August 2017

FIND OUT MORE

Talia Geberovich
talia.geberovich@tradeweb.com
+44 (0)20 3749.3354

Angeliki Kallipoliti
angeliki.kallipoliti@tradeweb.com
+44 (0)20 7776.0958