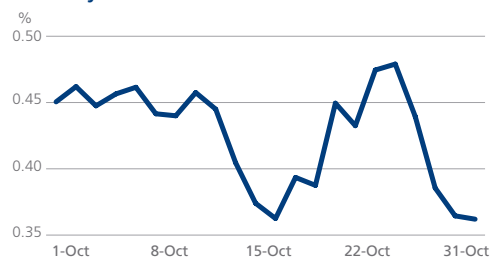


Tradeweb Government Bond Report - October 2017

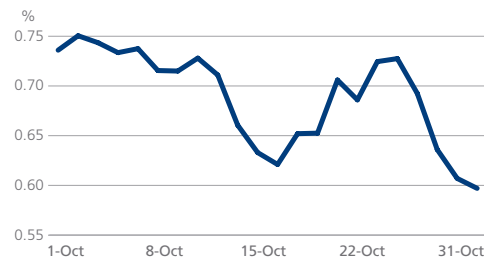
EUROPE

	Ten-Year Benchmark Government Bond Data								
	Month-end yield (%)	Change on previous month (bps)	Spread vs German Bund (bps)	Yield low - current month (%)	Yield high - current month (%)	36-month yield low (%)	36-month yield low date	36-month yield high (%)	36-month yield high date
Austria	0.53	-9.50	16.75	0.53	0.65	0.04	30/06/16	1.27	02/07/15
Belgium	0.60	-13.05	23.95	0.60	0.73	0.09	28/09/16	1.34	10/06/15
Denmark	0.46	-8.90	9.80	0.46	0.57	-0.06	28/09/16	1.14	10/06/15
Finland	0.52	-10.60	15.45	0.52	0.64	-0.02	27/09/16	1.16	10/06/15
France	0.60	-15.20	23.50	0.60	0.75	0.09	28/09/16	1.33	10/06/15
Germany	0.36	-10.45		0.36	0.48	-0.18	08/07/16	1.00	10/06/15
Greece	5.44	-17.60	507.80	5.43	5.55	5.21	20/07/17	18.74	08/07/15
Ireland	0.57	-16.20	20.85	0.57	0.73	0.32	28/09/16	1.79	10/06/15
Italy	1.82	-35.10	145.70	1.82	2.24	1.05	12/08/16	2.48	21/03/17
Netherlands	0.47	-11.55	10.30	0.47	0.58	-0.04	28/09/16	1.21	10/06/15
Portugal	2.06	-31.55	169.50	2.06	2.41	1.54	16/03/15	4.22	06/02/17
Spain	1.45	-15.70	109.00	1.45	1.77	0.88	30/09/16	2.37	15/06/15
Sweden	0.54	-14.00	17.90	0.54	0.70	0.04	12/08/16	4.84	02/01/17
United Kingdom	1.33	-2.75	97.15	1.27	1.41	0.52	12/08/16	2.28	03/11/14

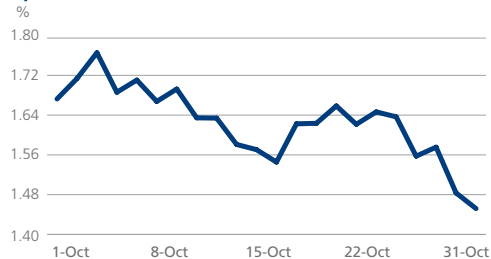
Germany Ten-Year Mid Yield



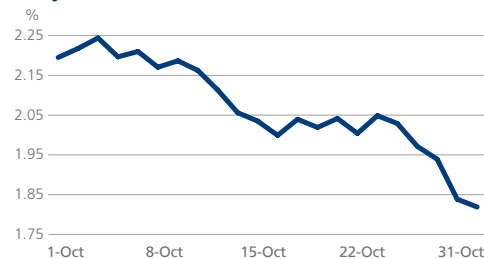
France Ten-Year Mid Yield



Spain Ten-Year Mid Yield



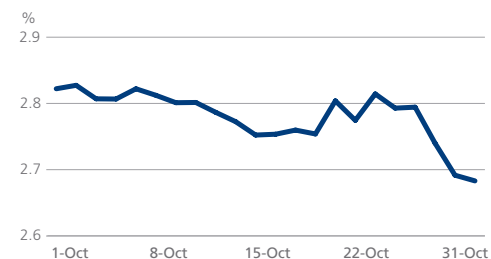
Italy Ten-Year Mid Yield



ASIA PACIFIC

	Ten-Year Benchmark Government Bond Data								
	Month-end yield (%)	Change on previous month (bps)	Spread vs German Bund (bps)	Yield low - current month (%)	Yield high - current month (%)	36-month yield low (%)	36-month yield low date	36-month yield high (%)	36-month yield high date
Australia	2.68	-14.32	232.11	2.68	2.83	1.83	30/08/16	3.34	11/11/14
Japan	0.06	0.10	-30.05	0.04	0.08	-0.30	27/07/16	0.53	11/06/15

Australia Ten-Year Mid Yield



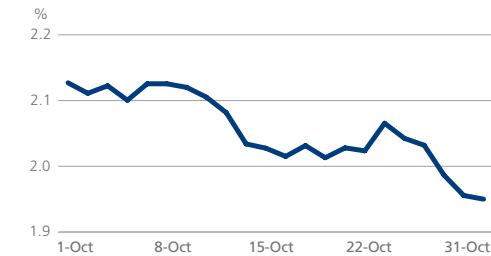
Japan Ten-Year Mid Yield



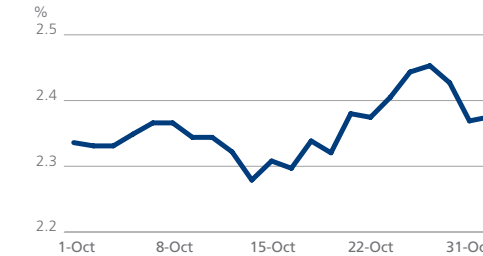
AMERICAS

	Ten-Year Benchmark Government Bond Data								
	Month-end yield (%)	Change on previous month (bps)	Spread vs German Bund (bps)	Yield low - current month (%)	Yield high - current month (%)	36-month yield low (%)	36-month yield low date	36-month yield high (%)	36-month yield high date
Canada	1.95	-14.90	158.80	1.95	2.13	0.95	29/09/16	2.13	02/10/17
United States	2.38	4.95	201.30	2.28	2.45	1.36	08/07/16	2.61	13/03/17

Canada Ten-Year Mid Yield



US Ten-Year Mid Yield



ABOUT DATA POINTS

This monthly report aggregates ten-year benchmark government bond data. All yields cited are mid-yields. Source: Tradeweb, 1 November 2017

FIND OUT MORE

Talia Geberovich
talia.geberovich@tradeweb.com
+44 (0)20 3749.3354

Angeliki Kallipoliti
angeliki.kallipoliti@tradeweb.com
+44 (0)20 7776.0958