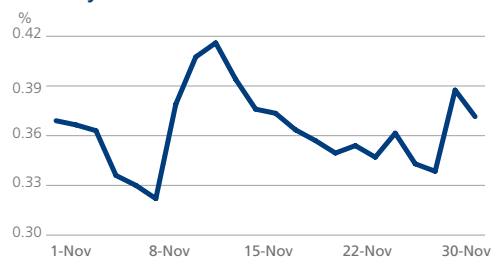


Tradeweb Government Bond Report - November 2017

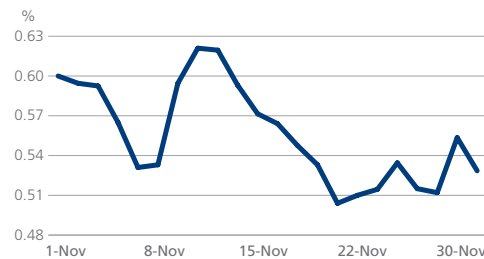
EUROPE

	Ten-Year Benchmark Government Bond Data								
	Month-end yield (%)	Change on previous month (bps)	Spread vs German Bund (bps)	Yield low - current month (%)	Yield high - current month (%)	36-month yield low (%)	36-month yield low date	36-month yield high (%)	36-month yield high date
Austria	0.51	-1.85	13.95	0.47	0.55	0.04	30/06/16	1.27	02/07/15
Belgium	0.57	-3.10	19.90	0.54	0.65	0.09	28/09/16	1.34	10/06/15
Denmark	0.43	-2.90	5.95	0.39	0.50	-0.06	28/09/16	1.14	10/06/15
Finland	0.53	1.10	15.60	0.48	0.56	-0.02	27/09/16	1.16	10/06/15
France	0.53	-6.85	15.70	0.50	0.62	0.09	28/09/16	1.33	10/06/15
Germany	0.37	0.95		0.32	0.42	-0.18	08/07/16	1.00	10/06/15
Greece	5.30	-14.35	492.50	5.04	5.30	5.04	13/11/17	18.74	08/07/15
Ireland	0.58	0.60	20.50	0.53	0.64	0.32	28/09/16	1.79	10/06/15
Italy	1.75	-7.40	137.35	1.70	1.84	1.05	12/08/16	2.48	21/03/17
Netherlands	0.47	0.05	9.40	0.43	0.51	-0.04	28/09/16	1.21	10/06/15
Portugal	1.87	-18.90	149.65	1.87	2.09	1.54	16/03/15	4.22	06/02/17
Spain	1.45	-0.55	107.50	1.40	1.56	0.88	30/09/16	2.37	15/06/15
Sweden	0.72	18.35	35.30	0.51	0.78	0.04	12/08/16	4.84	02/01/17
United Kingdom	1.33	-0.60	95.60	1.21	1.35	0.52	12/08/16	2.18	26/06/15

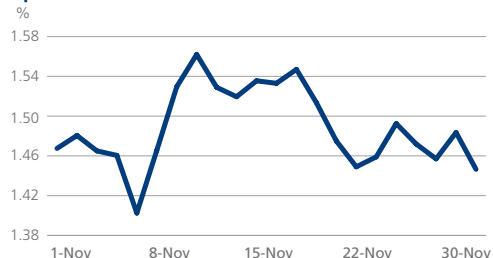
Germany Ten-Year Mid Yield



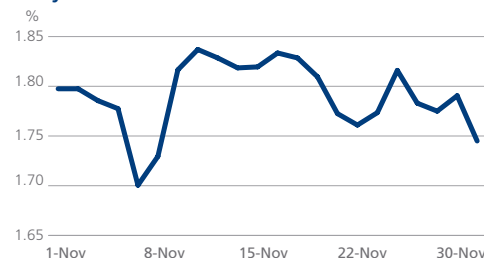
France Ten-Year Mid Yield



Spain Ten-Year Mid Yield



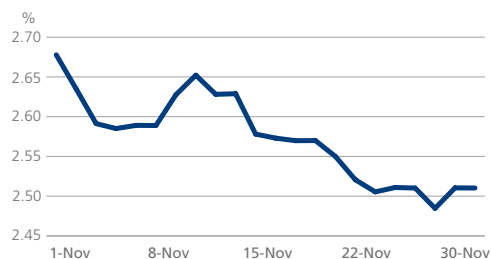
Italy Ten-Year Mid Yield



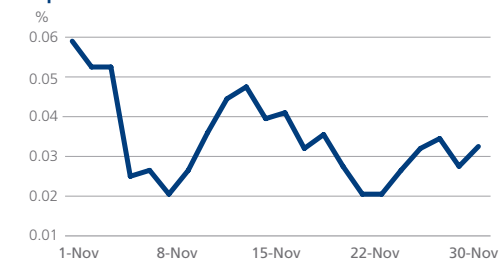
ASIA PACIFIC

	Ten-Year Benchmark Government Bond Data								
	Month-end yield (%)	Change on previous month (bps)	Spread vs German Bund (bps)	Yield low - current month (%)	Yield high - current month (%)	36-month yield low (%)	36-month yield low date	36-month yield high (%)	36-month yield high date
Australia	2.51	-17.28	213.88	2.48	2.68	1.83	30/08/16	3.13	26/06/15
Japan	0.03	-2.90	-33.90	0.02	0.06	-0.30	27/07/16	0.53	11/06/15

Australia Ten-Year Mid Yield



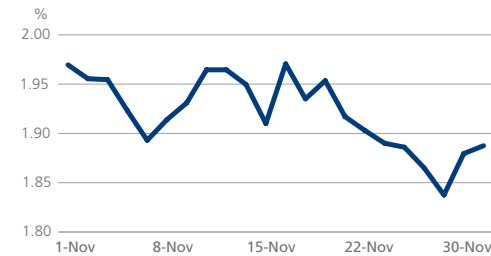
Japan Ten-Year Mid Yield



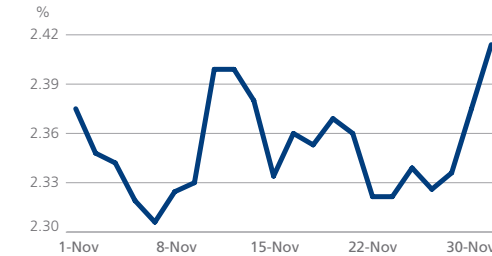
AMERICAS

	Ten-Year Benchmark Government Bond Data								
	Month-end yield (%)	Change on previous month (bps)	Spread vs German Bund (bps)	Yield low - current month (%)	Yield high - current month (%)	36-month yield low (%)	36-month yield low date	36-month yield high (%)	36-month yield high date
Canada	1.89	-6.25	151.60	1.84	1.97	0.95	29/09/16	2.13	02/10/17
United States	2.41	3.90	204.25	2.31	2.41	1.36	08/07/16	2.61	13/03/17

Canada Ten-Year Mid Yield



US Ten-Year Mid Yield



ABOUT DATA POINTS

This monthly report aggregates ten-year benchmark government bond data. All yields cited are mid-yields. Source: Tradeweb, 1 December 2017

FIND OUT MORE

Talia Geberovich
talia.geberovich@tradeweb.com
+44 (0)20 3749.3354

Angeliki Kallipoliti
angeliki.kallipoliti@tradeweb.com
+44 (0)20 7776.0958