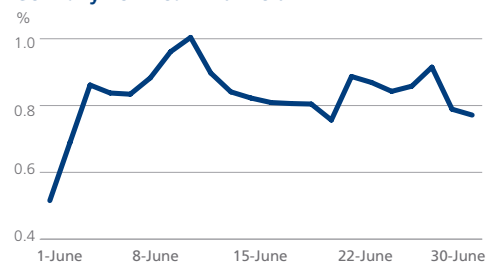


Tradeweb Government Bond Report - June 2015

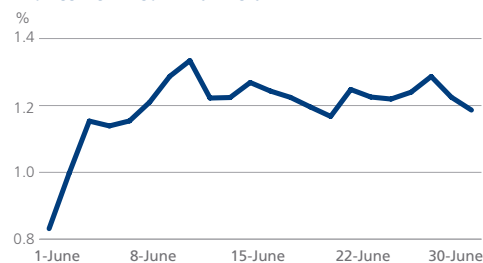
EUROPE

	Ten-Year Benchmark Government Bond Data								
	Month-end yield (%)	Change on previous month (bps)	Spread vs German Bund (bps)	Yield low - current month (%)	Yield high - current month (%)	36-month yield low (%)	36-month yield low date	36-month yield high (%)	36-month yield high date
Austria	1.14	50.90	36.95	0.66	1.15	0.19	20/04/15	2.47	10/09/13
Belgium	1.21	39.20	43.75	0.84	1.34	0.34	15/04/15	3.02	02/07/12
Denmark	0.98	34.55	21.15	0.65	1.14	0.06	12/02/15	2.23	10/09/13
Finland	1.00	37.25	23.25	0.65	1.16	0.19	20/04/15	2.31	10/09/13
France	1.19	38.10	41.50	0.83	1.33	0.35	15/04/15	2.63	10/09/13
Germany	0.77	27.85		0.52	1.00	0.07	20/04/15	2.04	05/09/13
Greece	15.00	398.35	1423.10	10.36	15.00	5.51	05/09/14	27.33	24/07/12
Ireland	1.63	44.85	85.65	1.22	1.79	0.65	15/04/15	6.24	02/07/12
Italy	2.30	44.25	152.60	1.94	2.36	1.13	11/03/15	6.54	24/07/12
Netherlands	1.04	35.85	26.80	0.70	1.21	0.15	20/04/15	2.50	26/12/13
Portugal	2.95	39.10	217.65	2.70	3.21	1.54	16/03/15	10.99	25/07/12
Spain	2.26	42.80	148.95	1.92	2.37	1.08	11/03/15	7.56	24/07/12
Sweden	0.98	32.90	20.40	0.66	1.07	0.23	17/04/15	2.73	05/09/13
United Kingdom	2.04	23.45	126.35	1.85	2.18	1.34	30/01/15	3.07	27/12/13

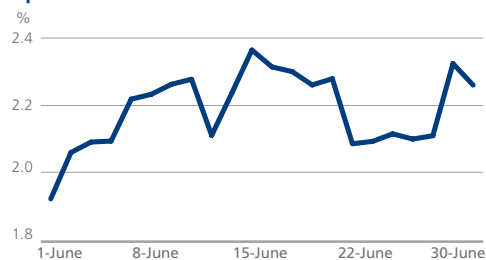
Germany Ten-Year Mid Yield



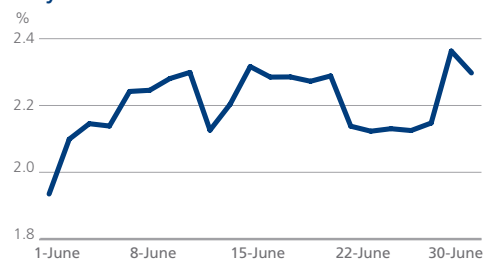
France Ten-Year Mid Yield



Spain Ten-Year Mid Yield



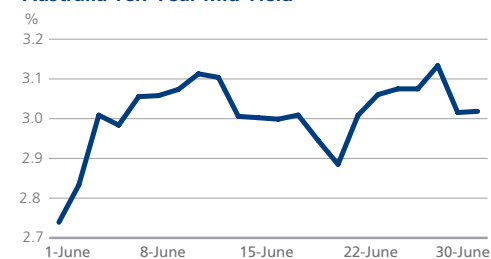
Italy Ten-Year Mid Yield



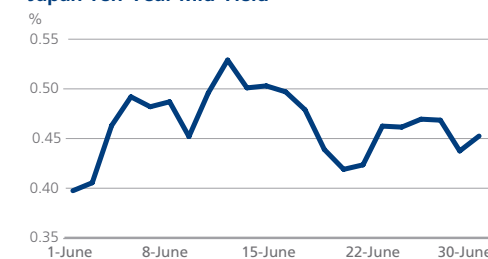
ASIA PACIFIC

	Ten-Year Benchmark Government Bond Data								
	Month-end yield (%)	Change on previous month (bps)	Spread vs German Bund (bps)	Yield low - current month (%)	Yield high - current month (%)	36-month yield low (%)	36-month yield low date	36-month yield high (%)	36-month yield high date
Australia	3.02	29.77	224.69	2.74	3.13	2.27	14/04/15	4.32	09/01/14
Japan	0.45	6.20	-31.90	0.40	0.53	0.20	19/01/15	0.93	29/05/13

Australia Ten-Year Mid Yield



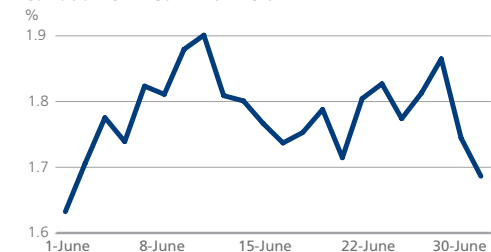
Japan Ten-Year Mid Yield



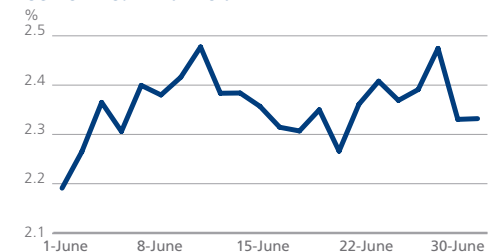
AMERICAS

	Ten-Year Benchmark Government Bond Data								
	Month-end yield (%)	Change on previous month (bps)	Spread vs German Bund (bps)	Yield low - current month (%)	Yield high - current month (%)	36-month yield low (%)	36-month yield low date	36-month yield high (%)	36-month yield high date
Canada	1.69	6.50	91.50	1.63	1.90	1.24	02/02/15	2.81	10/09/13
United States	2.33	23.80	156.05	2.19	2.48	1.40	24/07/12	3.01	01/01/14

Canada Ten-Year Mid Yield



US Ten-Year Mid Yield



ABOUT DATA SHEET

DataSheet is a monthly report that aggregates ten-year benchmark government bond data. All yields cited are mid-yields. Source: Tradeweb, 1 July 2015

FIND OUT MORE

Louise Collins

louise.collins@tradeweb.com
+44 (0)20 7776.0943

Angeliki Kallipoliti

angeliki.kallipoliti@tradeweb.com
+44 (0)20 7776.0958