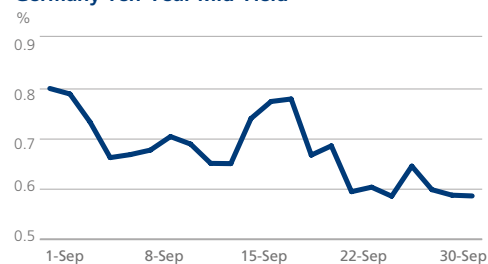


Tradeweb Government Bond Report - September 2015

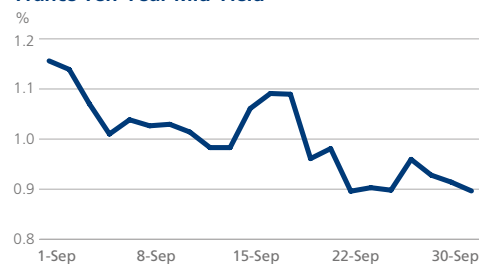
EUROPE

	Ten-Year Benchmark Government Bond Data								
	Month-end yield (%)	Change on previous month (bps)	Spread vs German Bund (bps)	Yield low - current month (%)	Yield high - current month (%)	36-month yield low (%)	36-month yield low date	36-month yield high (%)	36-month yield high date
Austria	0.89	-20.55	29.90	0.87	1.10	0.19	20/04/15	2.47	10/09/13
Belgium	0.90	-22.90	31.40	0.90	1.15	0.34	15/04/15	2.91	10/09/13
Denmark	0.86	-10.45	27.15	0.83	1.05	0.06	12/02/15	2.23	10/09/13
Finland	0.77	-18.35	18.40	0.76	0.98	0.19	20/04/15	2.31	10/09/13
France	0.90	-23.90	31.00	0.90	1.16	0.35	15/04/15	2.63	10/09/13
Germany	0.59	-20.05		0.59	0.80	0.07	20/04/15	2.04	05/09/13
Greece	8.15	-82.80	756.20	8.01	9.22	5.51	05/09/14	19.13	01/10/12
Ireland	1.23	-20.40	64.00	1.20	1.45	0.65	15/04/15	5.02	01/10/12
Italy	1.72	-22.30	113.20	1.72	1.99	1.13	11/03/15	5.12	04/10/12
Netherlands	0.78	-20.00	19.30	0.77	1.00	0.15	20/04/15	2.50	26/12/13
Portugal	2.39	-22.65	180.00	2.39	2.72	1.54	16/03/15	8.79	01/10/12
Spain	1.88	-20.40	129.65	1.88	2.14	1.08	11/03/15	5.92	14/11/12
Sweden	0.71	2.75	12.45	0.62	0.85	0.23	17/04/15	2.73	05/09/13
United Kingdom	1.77	-18.05	118.35	1.74	1.95	1.34	30/01/15	3.07	27/12/13

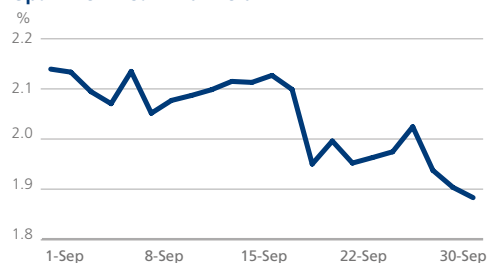
Germany Ten-Year Mid Yield



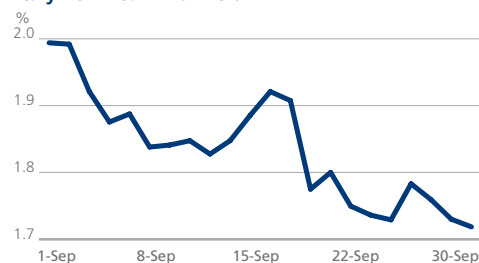
France Ten-Year Mid Yield



Spain Ten-Year Mid Yield



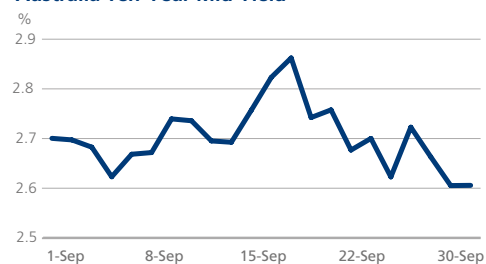
Italy Ten-Year Mid Yield



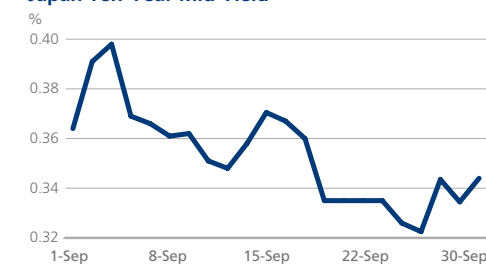
ASIA PACIFIC

	Ten-Year Benchmark Government Bond Data								
	Month-end yield (%)	Change on previous month (bps)	Spread vs German Bund (bps)	Yield low - current month (%)	Yield high - current month (%)	36-month yield low (%)	36-month yield low date	36-month yield high (%)	36-month yield high date
Australia	2.61	-3.34	201.93	2.61	2.86	2.27	14/04/15	4.32	09/01/14
Japan	0.34	-3.20	-24.25	0.32	0.40	0.20	19/01/15	0.93	29/05/13

Australia Ten-Year Mid Yield



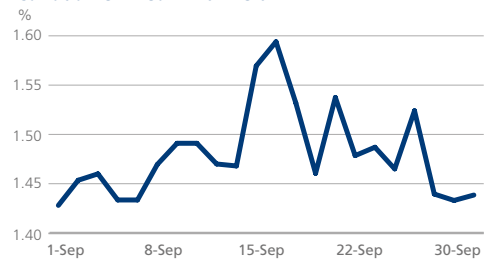
Japan Ten-Year Mid Yield



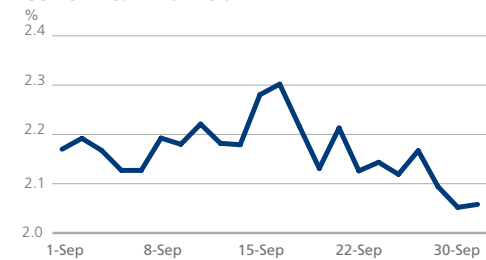
AMERICAS

	Ten-Year Benchmark Government Bond Data								
	Month-end yield (%)	Change on previous month (bps)	Spread vs German Bund (bps)	Yield low - current month (%)	Yield high - current month (%)	36-month yield low (%)	36-month yield low date	36-month yield high (%)	36-month yield high date
Canada	1.44	-4.85	85.20	1.43	1.59	1.24	02/02/15	2.81	10/09/13
United States	2.06	-14.10	147.15	2.05	2.30	1.57	16/11/12	3.01	01/01/14

Canada Ten-Year Mid Yield



US Ten-Year Mid Yield



ABOUT DATA SHEET

DataSheet is a monthly report that aggregates ten-year benchmark government bond data. All yields cited are mid-yields. Source: Tradeweb, 1 October 2015

FIND OUT MORE

Louise Collins
louise.collins@tradeweb.com
+44 (0)20 7776.0943

Angeliki Kallipoliti
angeliki.kallipoliti@tradeweb.com
+44 (0)20 7776.0958