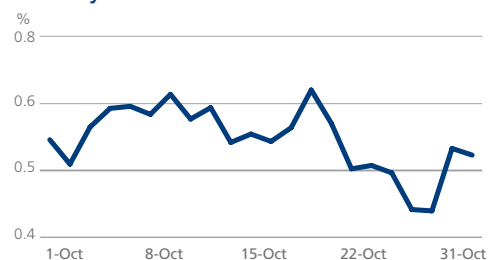


Tradeweb Government Bond Report - October 2015

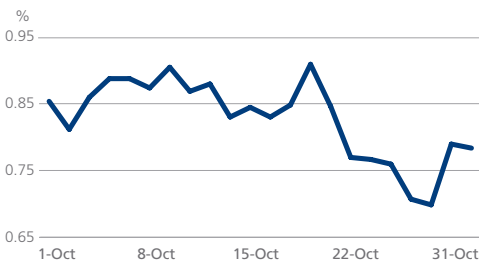
EUROPE

	Ten-Year Benchmark Government Bond Data								
	Month-end yield (%)	Change on previous month (bps)	Spread vs German Bund (bps)	Yield low - current month (%)	Yield high - current month (%)	36-month yield low (%)	36-month yield low date	36-month yield high (%)	36-month yield high date
Austria	0.78	-10.10	26.15	0.70	0.90	0.19	20/04/15	2.47	10/09/13
Belgium	0.81	-9.00	28.75	0.73	0.94	0.34	15/04/15	2.91	10/09/13
Denmark	0.83	-2.95	30.55	0.75	0.90	0.06	12/02/15	2.23	10/09/13
Finland	0.78	1.10	25.85	0.68	0.89	0.19	20/04/15	2.31	10/09/13
France	0.78	-11.30	26.05	0.70	0.91	0.35	15/04/15	2.63	10/09/13
Germany	0.52	-6.35		0.44	0.62	0.07	20/04/15	2.04	05/09/13
Greece	7.66	-48.75	713.80	7.42	8.00	5.51	05/09/14	18.74	08/07/15
Ireland	1.11	-11.55	58.80	1.03	1.21	0.65	15/04/15	4.74	12/11/12
Italy	1.48	-23.50	96.05	1.40	1.70	1.13	11/03/15	5.01	12/11/12
Netherlands	0.69	-9.35	16.30	0.60	0.80	0.15	20/04/15	2.50	26/12/13
Portugal	2.53	14.70	201.05	2.30	2.53	1.54	16/03/15	8.74	15/11/12
Spain	1.67	-20.85	115.15	1.56	1.84	1.08	11/03/15	5.92	14/11/12
Sweden	0.63	-8.45	10.35	0.54	0.72	0.23	17/04/15	2.73	05/09/13
United Kingdom	1.92	14.50	139.20	1.70	1.92	1.34	30/01/15	3.07	27/12/13

Germany Ten-Year Mid Yield



France Ten-Year Mid Yield



Spain Ten-Year Mid Yield



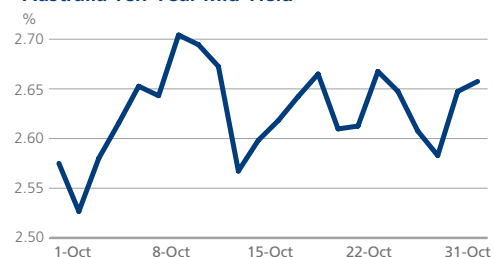
Italy Ten-Year Mid Yield



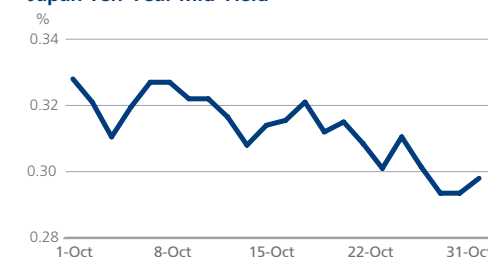
ASIA PACIFIC

	Ten-Year Benchmark Government Bond Data								
	Month-end yield (%)	Change on previous month (bps)	Spread vs German Bund (bps)	Yield low - current month (%)	Yield high - current month (%)	36-month yield low (%)	36-month yield low date	36-month yield high (%)	36-month yield high date
Australia	2.66	5.17	213.45	2.53	2.70	2.27	14/04/15	4.32	09/01/14
Japan	0.30	-4.60	-22.50	0.29	0.33	0.20	19/01/15	0.93	29/05/13

Australia Ten-Year Mid Yield



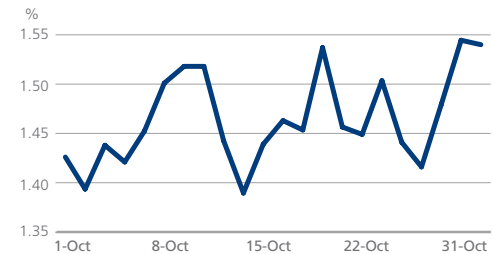
Japan Ten-Year Mid Yield



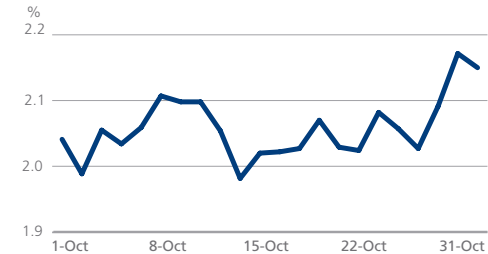
AMERICAS

	Ten-Year Benchmark Government Bond Data								
	Month-end yield (%)	Change on previous month (bps)	Spread vs German Bund (bps)	Yield low - current month (%)	Yield high - current month (%)	36-month yield low (%)	36-month yield low date	36-month yield high (%)	36-month yield high date
Canada	1.54	10.15	101.70	1.39	1.54	1.24	02/02/15	2.81	10/09/13
United States	2.15	9.20	162.70	1.98	2.17	1.57	16/11/12	3.01	01/01/14

Canada Ten-Year Mid Yield



US Ten-Year Mid Yield



ABOUT DATA SHEET

DataSheet is a monthly report that aggregates ten-year benchmark government bond data. All yields cited are mid-yields. Source: Tradeweb, 1 November 2015

FIND OUT MORE

Louise Collins

louise.collins@tradeweb.com
+44 (0)20 7776.0943

Angeliki Kallipoliti

angeliki.kallipoliti@tradeweb.com
+44 (0)20 7776.0958