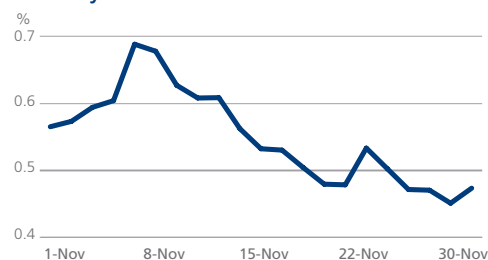


Tradeweb Government Bond Report - November 2015

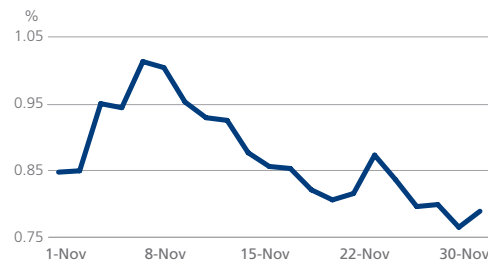
EUROPE

	Ten-Year Benchmark Government Bond Data								
	Month-end yield (%)	Change on previous month (bps)	Spread vs German Bund (bps)	Yield low - current month (%)	Yield high - current month (%)	36-month yield low (%)	36-month yield low date	36-month yield high (%)	36-month yield high date
Austria	0.73	-5.85	25.25	0.70	0.94	0.19	20/04/15	2.47	10/09/13
Belgium	0.78	-3.05	30.65	0.75	0.97	0.34	15/04/15	2.91	10/09/13
Denmark	0.72	-11.30	24.20	0.69	0.98	0.06	12/02/15	2.23	10/09/13
Finland	0.72	-6.10	24.70	0.69	0.94	0.19	20/04/15	2.31	10/09/13
France	0.79	0.55	31.55	0.77	1.01	0.35	15/04/15	2.63	10/09/13
Germany	0.47	-4.95		0.45	0.69	0.07	20/04/15	2.04	05/09/13
Greece	7.37	-29.35	689.40	6.89	7.83	5.51	05/09/14	18.74	08/07/15
Ireland	0.99	-12.30	51.45	0.94	1.26	0.65	15/04/15	4.70	11/12/12
Italy	1.42	-6.20	94.80	1.39	1.67	1.13	11/03/15	4.88	26/02/13
Netherlands	0.63	-5.65	15.60	0.61	0.85	0.15	20/04/15	2.50	26/12/13
Portugal	2.32	-21.75	184.25	2.28	2.85	1.54	16/03/15	7.46	30/11/12
Spain	1.52	-15.15	104.95	1.51	1.99	1.08	11/03/15	5.54	10/12/12
Sweden	0.74	11.50	26.80	0.66	0.92	0.23	17/04/15	2.73	05/09/13
United Kingdom	1.83	-8.60	135.55	1.81	2.06	1.34	30/01/15	3.07	27/12/13

Germany Ten-Year Mid Yield



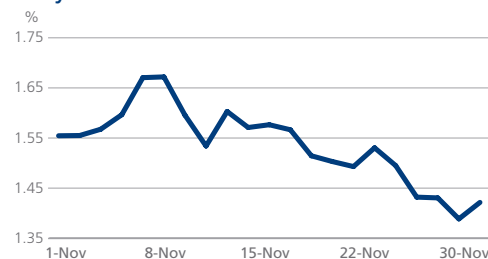
France Ten-Year Mid Yield



Spain Ten-Year Mid Yield



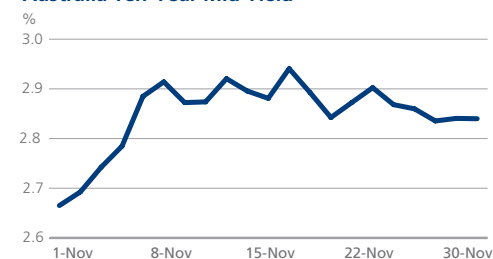
Italy Ten-Year Mid Yield



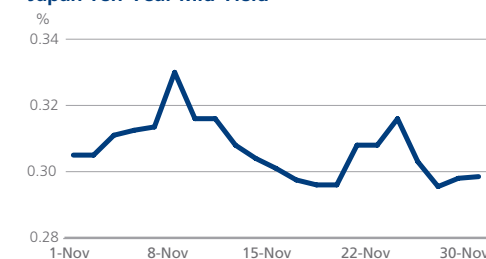
ASIA PACIFIC

	Ten-Year Benchmark Government Bond Data								
	Month-end yield (%)	Change on previous month (bps)	Spread vs German Bund (bps)	Yield low - current month (%)	Yield high - current month (%)	36-month yield low (%)	36-month yield low date	36-month yield high (%)	36-month yield high date
Australia	2.84	18.24	236.64	2.67	2.94	2.27	14/04/15	4.32	09/01/14
Japan	0.30	0.05	-17.50	0.30	0.33	0.20	19/01/15	0.93	29/05/13

Australia Ten-Year Mid Yield



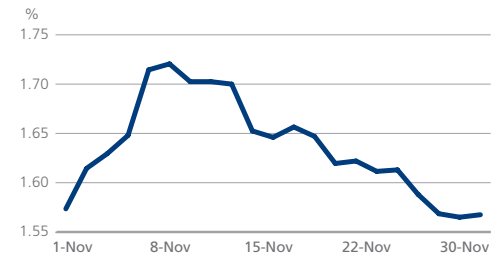
Japan Ten-Year Mid Yield



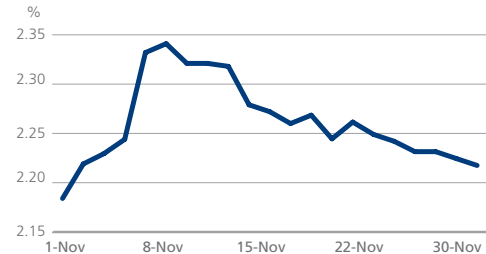
AMERICAS

	Ten-Year Benchmark Government Bond Data								
	Month-end yield (%)	Change on previous month (bps)	Spread vs German Bund (bps)	Yield low - current month (%)	Yield high - current month (%)	36-month yield low (%)	36-month yield low date	36-month yield high (%)	36-month yield high date
Canada	1.57	2.75	109.40	1.57	1.72	1.24	02/02/15	2.81	10/09/13
United States	2.22	6.75	174.40	2.18	2.34	1.58	06/12/12	3.01	01/01/14

Canada Ten-Year Mid Yield



US Ten-Year Mid Yield



ABOUT DATA SHEET

DataSheet is a monthly report that aggregates ten-year benchmark government bond data. All yields cited are mid-yields. Source: Tradeweb, 1 December 2015

FIND OUT MORE

[Angeliki Kallipoliti](mailto:angeliki.kallipoliti@tradeweb.com)
angeliki.kallipoliti@tradeweb.com
+44 (0)20 7776.0958