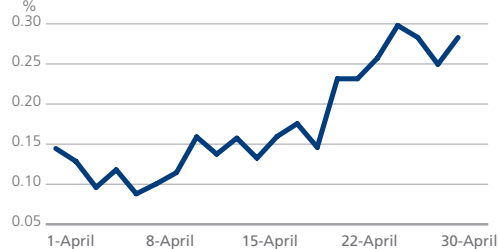


## Tradeweb Government Bond Report - April 2016

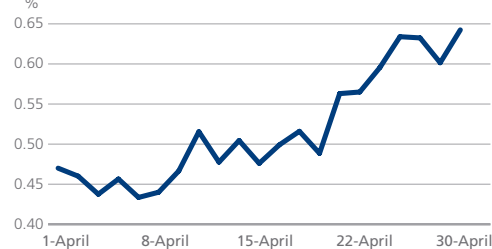
### EUROPE

	Ten-Year Benchmark Government Bond Data								
	Month-end yield (%)	Change on previous month (bps)	Spread vs German Bund (bps)	Yield low - current month (%)	Yield high - current month (%)	36-month yield low (%)	36-month yield low date	36-month yield high (%)	36-month yield high date
Austria	0.49	13.80	21.00	0.30	0.49	0.19	20/04/15	2.47	10/09/13
Belgium	0.68	16.90	39.75	0.47	0.69	0.34	15/04/15	2.91	10/09/13
Denmark	0.51	9.65	22.95	0.33	0.52	0.06	12/02/15	2.23	10/09/13
Finland	0.59	23.15	30.20	0.32	0.59	0.19	20/04/15	2.31	10/09/13
France	0.64	15.55	35.95	0.43	0.64	0.35	15/04/15	2.63	10/09/13
Germany	0.28	12.55		0.09	0.30	0.07	20/04/15	2.04	05/09/13
Greece	8.76	23.40	848.10	8.37	9.27	5.51	05/09/14	18.74	08/07/15
Ireland	0.97	24.60	68.75	0.71	0.97	0.65	15/04/15	4.24	25/06/13
Italy	1.49	27.80	121.10	1.22	1.53	1.13	11/03/15	4.86	25/06/13
Netherlands	0.51	28.05	23.00	0.18	0.51	0.15	20/04/15	2.50	26/12/13
Portugal	2.98	22.20	269.45	2.73	3.26	1.54	16/03/15	7.41	12/07/13
Spain	1.60	16.60	131.40	1.44	1.64	1.08	11/03/15	5.03	24/06/13
Sweden	0.87	8.75	59.10	0.68	0.95	0.23	17/04/15	2.73	05/09/13
United Kingdom	1.60	19.80	132.10	1.32	1.66	1.28	11/02/16	3.07	27/12/13

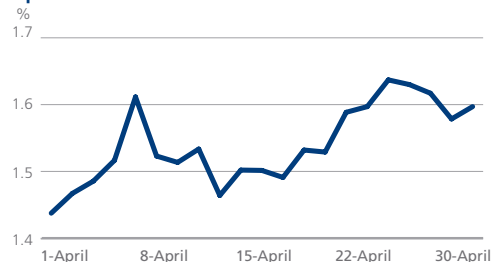
#### Germany Ten-Year Mid Yield



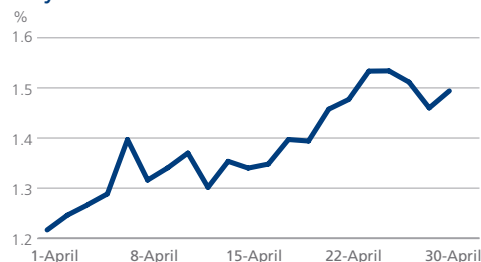
#### France Ten-Year Mid Yield



#### Spain Ten-Year Mid Yield



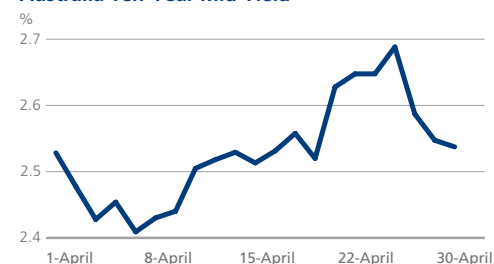
#### Italy Ten-Year Mid Yield



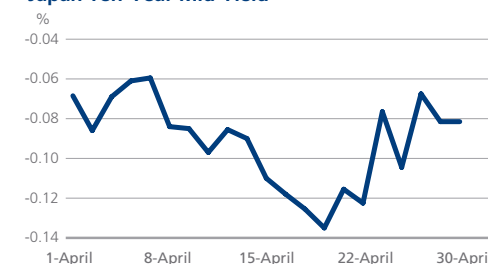
### ASIA PACIFIC

	Ten-Year Benchmark Government Bond Data								
	Month-end yield (%)	Change on previous month (bps)	Spread vs German Bund (bps)	Yield low - current month (%)	Yield high - current month (%)	36-month yield low (%)	36-month yield low date	36-month yield high (%)	36-month yield high date
Australia	2.54	2.61	225.44	2.41	2.69	2.27	14/04/15	4.32	09/01/14
Japan	-0.08	-3.30	-36.45	-0.14	-0.06	-0.14	20/04/16	0.93	29/05/13

#### Australia Ten-Year Mid Yield



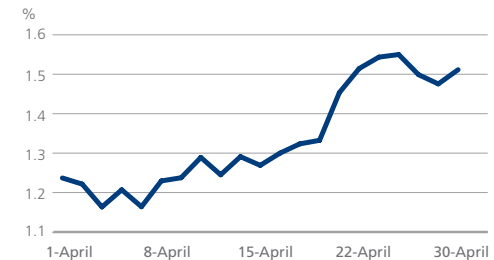
#### Japan Ten-Year Mid Yield



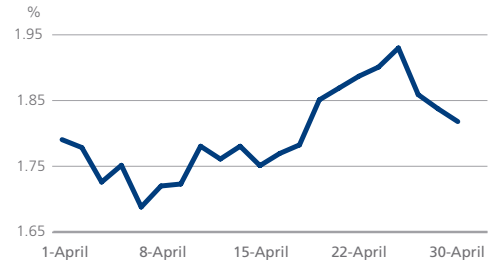
### AMERICAS

	Ten-Year Benchmark Government Bond Data								
	Month-end yield (%)	Change on previous month (bps)	Spread vs German Bund (bps)	Yield low - current month (%)	Yield high - current month (%)	36-month yield low (%)	36-month yield low date	36-month yield high (%)	36-month yield high date
Canada	1.51	28.45	122.85	1.16	1.55	1.00	10/02/16	2.81	10/09/13
United States	1.82	3.45	153.50	1.69	1.93	1.63	02/05/13	3.01	01/01/14

#### Canada Ten-Year Mid Yield



#### US Ten-Year Mid Yield



#### ABOUT DATA SHEET

DataSheet is a monthly report that aggregates ten-year benchmark government bond data. All yields cited are mid-yields. Source: Tradeweb, 1 May 2016

#### FIND OUT MORE

**Susan Bennett**

susan.bennett@tradeweb.com  
+44 (0)20 3749.3316

**Angeliki Kallipoliti**

angeliki.kallipoliti@tradeweb.com  
+44 (0)20 7776.0958