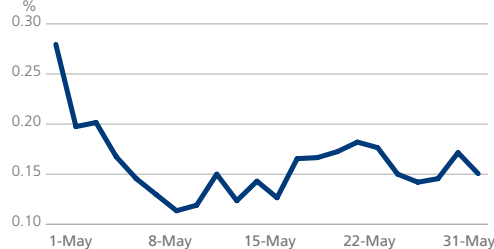


Tradeweb Government Bond Report - May 2016

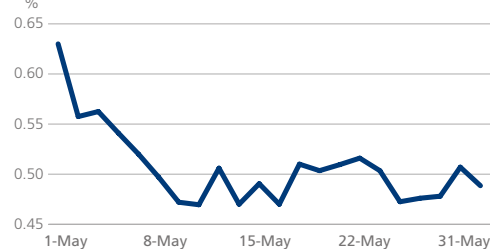
EUROPE

	Ten-Year Benchmark Government Bond Data								
	Month-end yield (%)	Change on previous month (bps)	Spread vs German Bund (bps)	Yield low - current month (%)	Yield high - current month (%)	36-month yield low (%)	36-month yield low date	36-month yield high (%)	36-month yield high date
Austria	0.33	-16.50	17.75	0.32	0.49	0.19	20/04/15	2.47	10/09/13
Belgium	0.52	-16.10	36.90	0.51	0.66	0.34	15/04/15	2.91	10/09/13
Denmark	0.39	-12.00	24.20	0.35	0.52	0.06	12/02/15	2.23	10/09/13
Finland	0.42	-16.65	26.80	0.40	0.57	0.19	20/04/15	2.31	10/09/13
France	0.49	-15.40	33.80	0.47	0.63	0.35	15/04/15	2.63	10/09/13
Germany	0.15	-13.25		0.11	0.28	0.07	20/04/15	2.04	05/09/13
Greece	7.30	-146.60	714.75	7.14	8.76	5.51	05/09/14	18.74	08/07/15
Ireland	0.77	-20.55	61.45	0.76	0.96	0.65	15/04/15	4.24	25/06/13
Italy	1.37	-12.70	121.65	1.35	1.50	1.13	11/03/15	4.86	25/06/13
Netherlands	0.36	-15.30	20.95	0.34	0.51	0.15	20/04/15	2.50	26/12/13
Portugal	3.06	8.25	290.95	2.90	3.30	1.54	16/03/15	7.41	12/07/13
Spain	1.48	-11.50	133.15	1.47	1.62	1.08	11/03/15	5.03	24/06/13
Sweden	0.75	-12.15	60.20	0.71	0.88	0.23	17/04/15	2.73	05/09/13
United Kingdom	1.44	-16.10	129.25	1.36	1.59	1.28	11/02/16	3.07	27/12/13

Germany Ten-Year Mid Yield



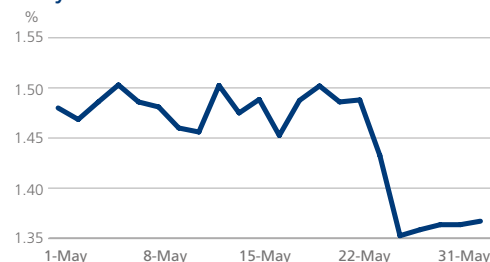
France Ten-Year Mid Yield



Spain Ten-Year Mid Yield



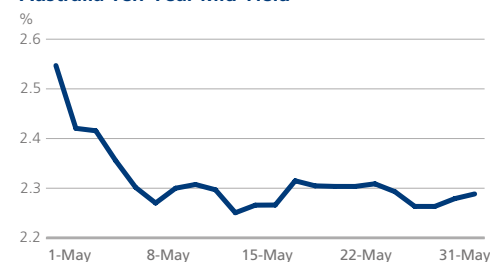
Italy Ten-Year Mid Yield



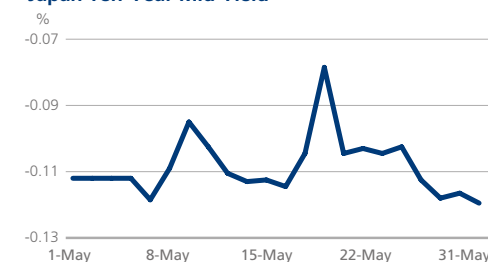
ASIA PACIFIC

	Ten-Year Benchmark Government Bond Data								
	Month-end yield (%)	Change on previous month (bps)	Spread vs German Bund (bps)	Yield low - current month (%)	Yield high - current month (%)	36-month yield low (%)	36-month yield low date	36-month yield high (%)	36-month yield high date
Australia	2.29	-24.90	213.80	2.25	2.55	2.25	13/05/16	4.32	09/01/14
Japan	-0.12	-3.80	-27.00	-0.12	-0.08	-0.14	20/04/16	0.89	02/07/13

Australia Ten-Year Mid Yield



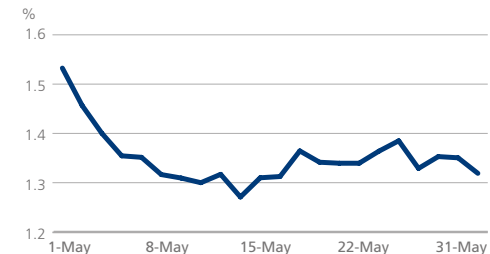
Japan Ten-Year Mid Yield



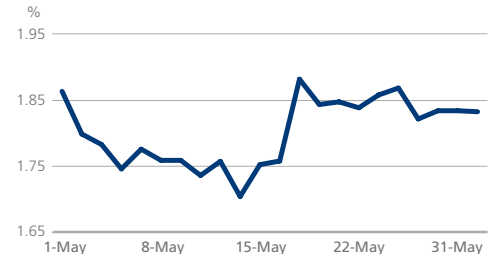
AMERICAS

	Ten-Year Benchmark Government Bond Data								
	Month-end yield (%)	Change on previous month (bps)	Spread vs German Bund (bps)	Yield low - current month (%)	Yield high - current month (%)	36-month yield low (%)	36-month yield low date	36-month yield high (%)	36-month yield high date
Canada	1.32	-19.25	116.85	1.27	1.53	1.00	10/02/16	2.81	10/09/13
United States	1.83	1.50	168.25	1.70	1.88	1.64	11/02/16	3.01	01/01/14

Canada Ten-Year Mid Yield



US Ten-Year Mid Yield



ABOUT DATA SHEET

DataSheet is a monthly report that aggregates ten-year benchmark government bond data. All yields cited are mid-yields. Source: Tradeweb, 1 June 2016

FIND OUT MORE

Susan Bennett

susan.bennett@tradeweb.com
+44 (0)20 3749.3316

Angeliki Kallipoliti

angeliki.kallipoliti@tradeweb.com
+44 (0)20 7776.0958